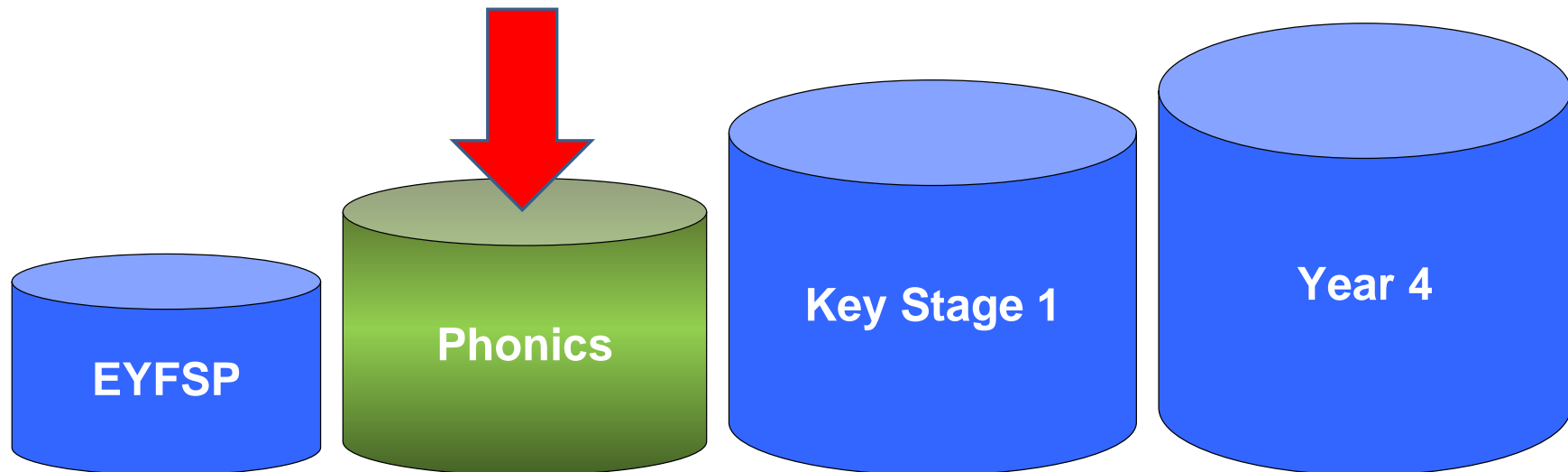


# Central Bedfordshire Data Pack

## Year 1 Phonics

**School Name: Ashton St Peter's VA CofE School**



**2016**

**Dear Colleagues,**

**Welcome to your 2016 Year 1 Phonics Screening Checks Data Pack.**

**Your new 2016 Data Pack has now been released via Anycomms on Monday 5th September 2016.**

**The 2016 Year 1 Phonics Data Pack contains the following analysis:**

- 3 Year trends showing Overall School Performance, Gender and Ever 6 Free School Meals.**
- School and Local Authority level data broken down by groups, showing % of Pupils meeting the "Required Standard".**
- School and Local Authority level data broken down by Income Deprivation Affecting Children Index (IDACI).**

**We hope the new presentation style of your data continues to meet your needs and we look forward to working with you next year on developing and enhancing the reports and analysis. We are currently working on producing the 2016 School Cluster booklets and these will be published shortly.**

**Finally, on behalf of everyone, we would like to thank you all for your continued support.**

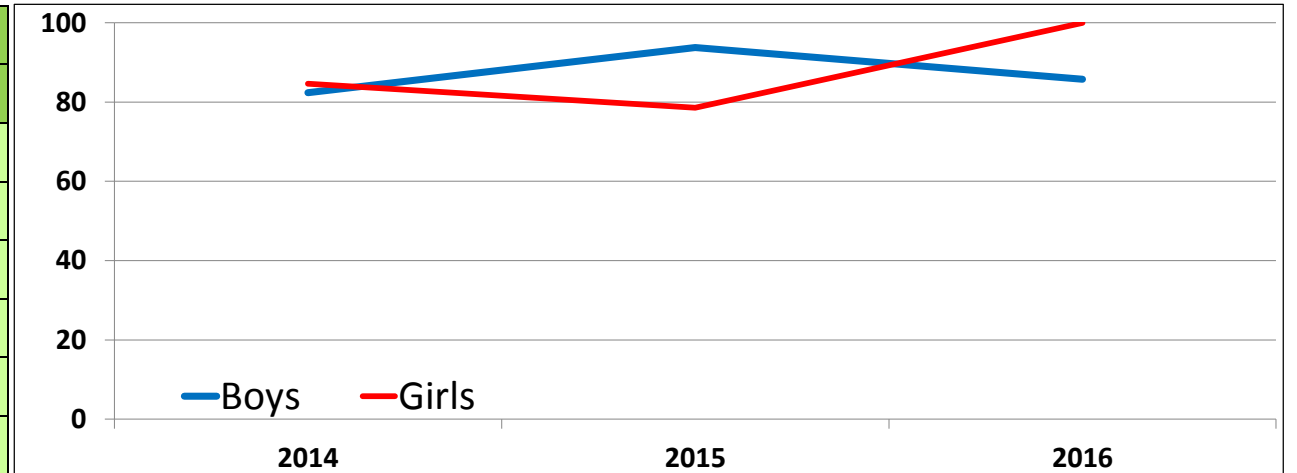
**Learning Performance Team**

2016 Year 1 Phonics - Trend Data

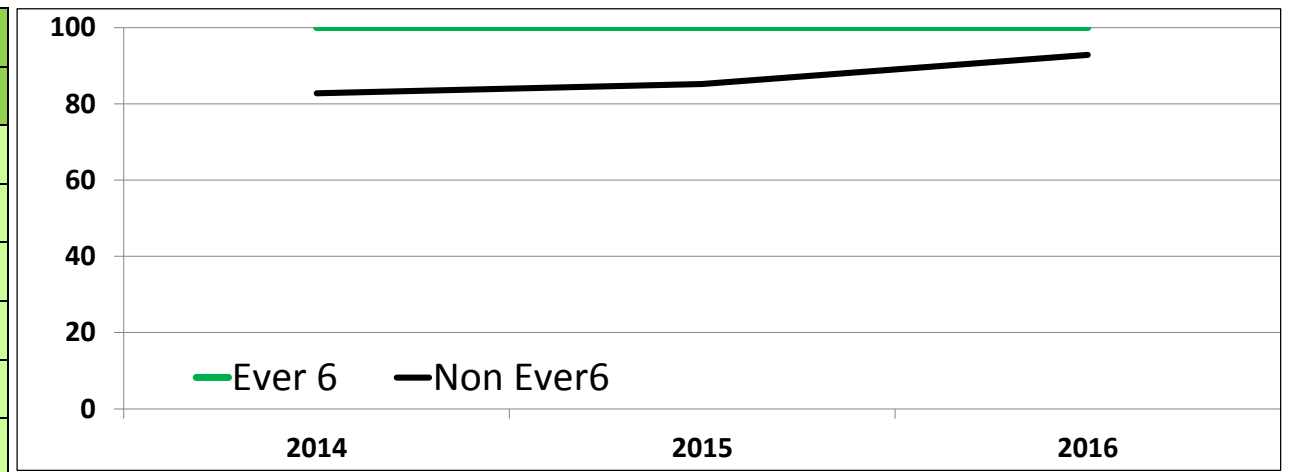
School Name: Ashton St Peter's VA CofE School

Year 1 Phonics	Number of pupils	Breakdown of Phonics 'Outcome'		Percentage at Working At
		Number of Children Working Towards	Number of Children Working At	
<b>2014</b>	<b>30</b>	<b>5</b>	<b>25</b>	<b>83</b>
2014 National		-	-	74
<b>2015</b>	<b>30</b>	<b>4</b>	<b>26</b>	<b>87</b>
2015 National		-	-	77
<b>2016</b>	<b>29</b>	<b>2</b>	<b>27</b>	<b>93</b>
2016 National		-	-	-

Year 1 Phonics	Percentage at Working At		
	Boys	Girls	Gap
<b>2014</b>	<b>82</b>	<b>85</b>	<b>2</b>
2014 National	70	78	8
<b>2015</b>	<b>94</b>	<b>79</b>	<b>15</b>
2015 National	73	81	8
<b>2016</b>	<b>86</b>	<b>100</b>	<b>14</b>
2016 National	-	-	-



Year 1 Phonics	Percentage at Working At		
	Ever 6	Non Ever 6	Gap
<b>2014</b>	<b>100</b>	<b>83</b>	<b>17</b>
2014 National	63	78	15
<b>2015</b>	<b>100</b>	<b>85</b>	<b>15</b>
2015 National	66	80	14
<b>2016</b>	<b>100</b>	<b>93</b>	<b>7</b>
2016 National	-	-	-



## 2016 Year 1 Phonics Results Sheets (Unvalidated)

School Name: Ashton St Peter's VA CofE School

Year 1 Phonics	No. of Pupils	Breakdown of Phonics 'Outcome'		Percentage at Working At
		Number of Children Working Towards	Number of Children Working At	
<b>Overall Results</b>				
School	29	2	27	93
LA 2016		-	-	81
Nat 2015		-	-	77
<b>Gender</b>				
Male	14	2	12	86
Female	15	0	15	100
Difference				14
LA Male 2016		-	-	78
LA Female 2016		-	-	84
Difference		-	-	6
Nat. Male 2015		-	-	73
Nat. Female 2015		-	-	81
Difference		-	-	8
<b>SEN</b>				
No Sen	25	1	24	96
SEN Support	4	1	3	75
EHC Plan/Statement	-	-	-	-
LA No SEN 2016		-	-	87
LA SEN Support 2016		-	-	40
LA EHCP/Statement 2016		-	-	26
<b>Ever 6</b>				
Non Ever 6	28	2	26	93
Ever 6	1	0	1	100
LA Non Ever 6 2016		-	-	83
LA Ever 6 2016		-	-	66
<b>Term of Birth</b>				
Autumn	7	1	6	86
Spring	14	0	14	100
Summer	8	1	7	88
LA Autumn 2016		-	-	87
LA Spring 2016		-	-	82
LA Summer 2016		-	-	75
<b>EAL</b>				
English	25	1	24	96
Other Language	4	1	3	75
LA English 2016		-	-	81
LA Other 2016		-	-	82

\*2016 Phonics pass threshold for 'working at' is 32.

-School/Local Authority characteristics have been matched from the January 2016 Census.

Produced by the Learning Performance Team

Date Created: 31/07/2016

Source: Keypas

## 2016 Year 1 Phonics Results Sheets (Unvalidated)

School Name: Ashton St Peter's VA CofE School

Year 1 Phonics	No. of Pupils	Breakdown of Phonics 'Outcome'		Percentage at Working At
		Number of Children Working Towards	Number of Children Working At	
<b>Ethnicity</b>				
ABAN	-	-	-	-
AIND	-	-	-	-
AOTH	-	-	-	-
APKN	-	-	-	-
BAFR	3	1	2	67
BCRB	2	0	2	100
BOTH	-	-	-	-
CHNE	-	-	-	-
MOTH	1	0	1	100
MWAS	-	-	-	-
MWBA	-	-	-	-
MWBC	1	0	1	100
NOBT	-	-	-	-
OOTH	-	-	-	-
REFU	-	-	-	-
WBRI	19	1	18	95
WIRI	-	-	-	-
WIRT	-	-	-	-
WOTH	3	0	3	100
WROM	-	-	-	-
ABAN LA 2016		-	-	100
AIND LA 2016		-	-	91
AOTH LA 2016		-	-	86
APKN LA 2016		-	-	94
BAFR LA 2016		-	-	90
BCRB LA 2016		-	-	82
BOTH LA 2016		-	-	100
CHNE LA 2016		-	-	100
MOTH LA 2016		-	-	91
MWAS LA 2016		-	-	86
MWBA LA 2016		-	-	67
MWBC LA 2016		-	-	88
NOBT LA 2016		-	-	73
OOTH LA 2016		-	-	100
REFU LA 2016		-	-	67
WBRI LA 2016		-	-	81
WIRI LA 2016		-	-	63
WIRT LA 2016		-	-	10
WOTH LA 2016		-	-	78
WROM LA 2016		-	-	37

\*2016 Phonics pass threshold for 'working at' is 32.  
 -School/Local Authority characteristics have been matched from the January 2016 Census.

2016 Year 1 Phonics - IDACI Results Sheets

School Name: Ashton St Peter's VA CofE School

Year 1 Phonics	No. of Pupils	Number of Children Working Towards	Number of Children Working At	Percentage at Working At
<b>Overall Results</b>				
0 - 10 % <b>most deprived</b>	2	0	2	<b>100</b>
10 - 20 % most deprived	2	1	1	<b>50</b>
20 - 30 % most deprived	8	1	7	<b>88</b>
30 - 40 % most deprived	2	0	2	<b>100</b>
<b>40 - 50 %</b>	8	0	8	<b>100</b>
<b>50 - 40 %</b>	3	0	3	<b>100</b>
30 - 40 % least deprived	2	0	2	<b>100</b>
20 - 30 % least deprived	-	-	-	<b>-</b>
10-20% % least deprived	2	0	2	<b>100</b>
0 - 10 % <b>least deprived</b>	-	-	-	<b>-</b>
<b>Overall Results LA</b>				
0 - 10 % <b>most deprived</b>	-	-	-	<b>66</b>
10 - 20 % most deprived	-	-	-	<b>70</b>
20 - 30 % most deprived	-	-	-	<b>78</b>
30 - 40 % most deprived	-	-	-	<b>77</b>
<b>40 - 50 %</b>	-	-	-	<b>77</b>
<b>50 - 40 %</b>	-	-	-	<b>85</b>
30 - 40 % least deprived	-	-	-	<b>82</b>
20 - 30 % least deprived	-	-	-	<b>85</b>
10-20% least deprived	-	-	-	<b>85</b>
0 - 10 % <b>least deprived</b>	-	-	-	<b>87</b>