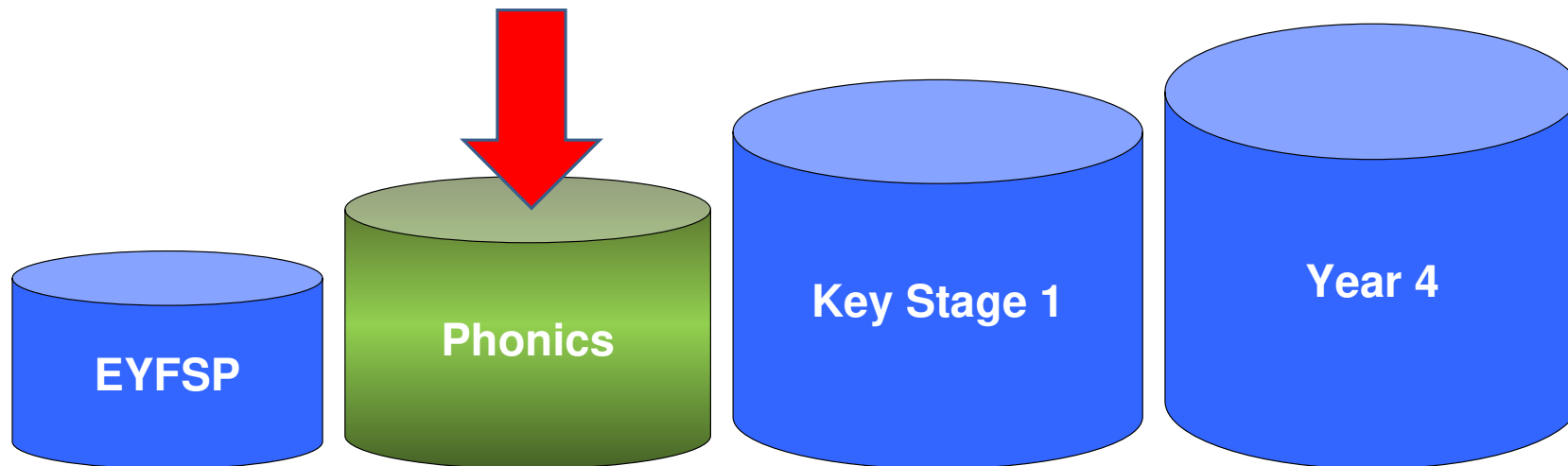


Central Bedfordshire Data Pack Year 1 Phonics

School Name: Ashton St Peter's VA CofE School



2017

Dear Colleagues,

Welcome to your 2017 Year 1 Phonics Screening Checks Data Pack.

Your new 2017 Data Pack has now been released via Anycomms on Monday 4th September 2017.

The 2017 Year 1 Phonics Data Pack contains the following analysis:

- 3 Year trends showing Overall School Performance, Gender and Ever 6 Free School Meals.**
- School and Local Authority level data broken down by groups, showing % of Pupils meeting the "Required Standard".**
- School and Local Authority level data broken down by Income Deprivation Affecting Children Index (IDACI).**
- NEW School and Local Authority level data broken down by Attendance figures.**

We are currently working on producing the 2017 School Cluster booklets and these will be published shortly.

Finally, on behalf of everyone, we would like to thank you all for your continued support.

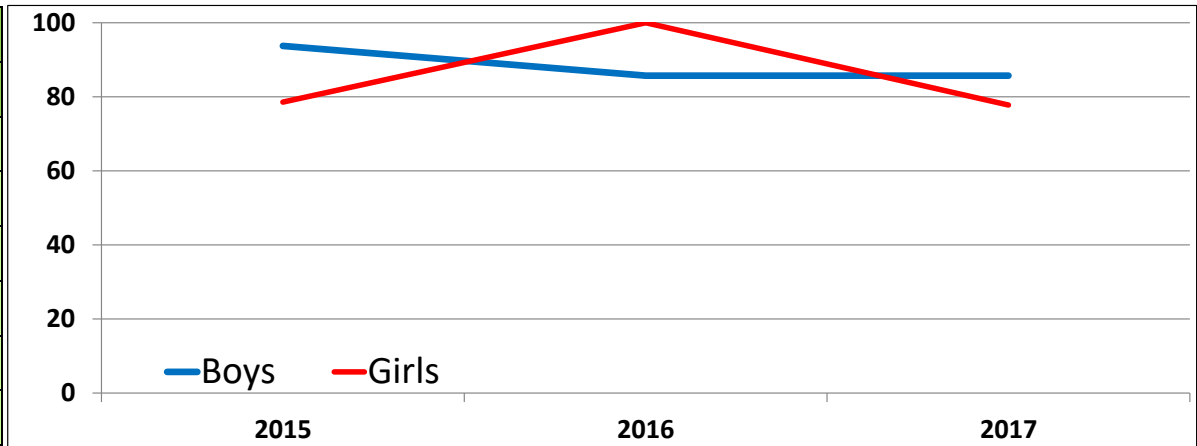
Learning Performance Team

2017 Year 1 Phonics - Trend Data

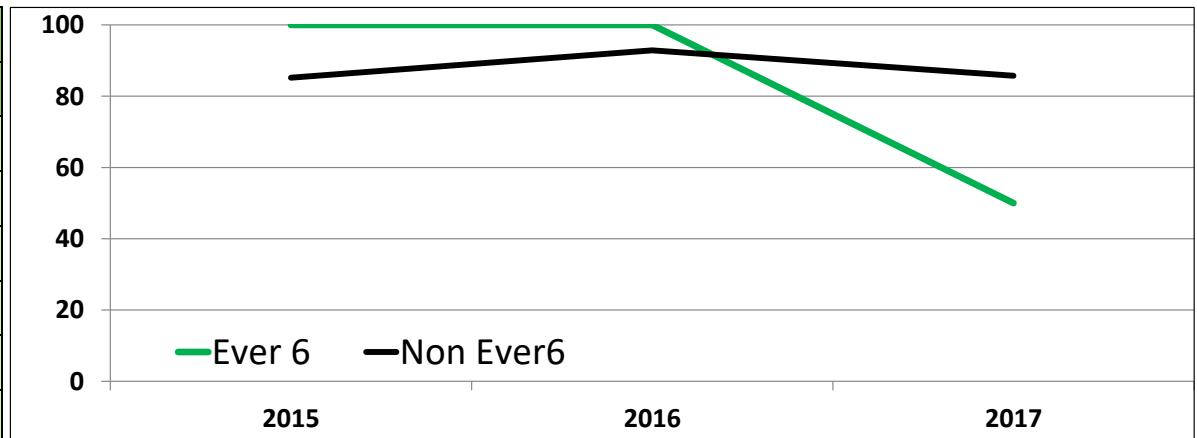
School Name: Ashton St Peter's VA CofE School

Year 1 Phonics	Number of pupils	Breakdown of Phonics 'Outcome'		Percentage at Working At
		Number of Children Working Towards	Number of Children Working At	
2015	30	4	26	87
2015 National		-	-	77
2016	29	2	27	93
2016 National		-	-	81
2017	30	5	25	83
2017 National		-	-	-

Year 1 Phonics	Percentage at Working At		
	Boys	Girls	Gap
2015	94	79	15
2015 National	73	81	8
2016	86	100	14
2016 National	77	84	7
2017	86	78	8
2017 National	-	-	-



Year 1 Phonics	Percentage at Working At		
	Ever 6	Non Ever 6	Gap
2015	100	85	15
2015 National	66	80	14
2016	100	93	7
2016 National	70	83	13
2017	50	86	36
2017 National	-	-	-



2017 Year 1 Phonics Results Sheets (Unvalidated)

School Name: Ashton St Peter's VA CofE School

Year 1 Phonics	No. of Pupils	Breakdown of Phonics 'Outcome'		Percentage at Working At
		Number of Children Working Towards	Number of Children Working At	
Overall Results				
School	30	5	25	83
LA 2017		-	-	82
Nat 2016		-	-	81
Gender				
Male	21	3	18	86
Female	9	2	7	78
Difference				8
LA Male 2017		-	-	80
LA Female 2017		-	-	85
Difference		-	-	5
Nat. Male 2016		-	-	77
Nat. Female 2016		-	-	84
Difference		-	-	7
SEN				
No Sen	22	2	20	91
SEN Support	7	3	4	57
EHC Plan/Statement	-	-	-	-
LA No SEN 2017		-	-	89
LA SEN Support 2017		-	-	46
LA EHCP/Statement 2017		-	-	33
Ever 6				
Non Ever 6	28	4	24	86
Ever 6	2	1	1	50
LA Non Ever 6 2017		-	-	85
LA Ever 6 2017		-	-	62
Term of Birth				
Autumn	9	0	9	100
Spring	14	3	11	79
Summer	7	2	5	71
LA Autumn 2017		-	-	89
LA Spring 2017		-	-	80
LA Summer 2017		-	-	77
EAL				
English	27	5	22	81
Other Language	2	0	2	100
LA English 2017		-	-	82
LA Other 2017		-	-	87

*2017 Phonics pass threshold for 'working at' is 32.

-School/Local Authority characteristics have been matched from the January 2017 Census.

Produced by the Learning Performance Team

Date Created: 31/07/2017

Source: Keypas

2017 Year 1 Phonics Results Sheets (Unvalidated)

School Name: Ashton St Peter's VA CofE School

Year 1 Phonics	No. of Pupils	Breakdown of Phonics 'Outcome'		Percentage at Working At
		Number of Children Working Towards	Number of Children Working At	
Ethnicity				
ABAN	-	-	-	-
AIND	-	-	-	-
AOTH	-	-	-	-
APKN	-	-	-	-
BAFR	3	1	2	67
BCRB	3	0	3	100
BOTH	-	-	-	-
CHNE	-	-	-	-
MOTH	-	-	-	-
MWAS	-	-	-	-
MWBA	-	-	-	-
MWBC	-	-	-	-
NOBT	-	-	-	-
OOTH	-	-	-	-
REFU	-	-	-	-
WBRI	20	4	16	80
WIRI	-	-	-	-
WIRT	-	-	-	-
WOTH	3	0	3	100
WROM	-	-	-	-
<i>ABAN LA 2017</i>				
		-	-	50
<i>AIND LA 2017</i>				
		-	-	95
<i>AOTH LA 2017</i>				
		-	-	94
<i>APKN LA 2017</i>				
		-	-	88
<i>BAFR LA 2017</i>				
		-	-	82
<i>BCRB LA 2017</i>				
		-	-	83
<i>BOTH LA 2017</i>				
		-	-	80
<i>CHNE LA 2017</i>				
		-	-	85
<i>MOTH LA 2017</i>				
		-	-	83
<i>MWAS LA 2017</i>				
		-	-	91
<i>MWBA LA 2017</i>				
		-	-	83
<i>MWBC LA 2017</i>				
		-	-	78
<i>NOBT LA 2017</i>				
		-	-	50
<i>OOTH LA 2017</i>				
		-	-	83
<i>REFU LA 2017</i>				
		-	-	75
<i>WBRI LA 2017</i>				
		-	-	83
<i>WIRI LA 2017</i>				
		-	-	80
<i>WIRT LA 2017</i>				
		-	-	21
<i>WOTH LA 2017</i>				
		-	-	86
<i>WROM LA 2017</i>				
		-	-	38

*2017 Phonics pass threshold for 'working at' is 32.
 -School/Local Authority characteristics have been matched from the January 2017 Census.

2017 Year 1 Phonics - IDACI Results Sheets

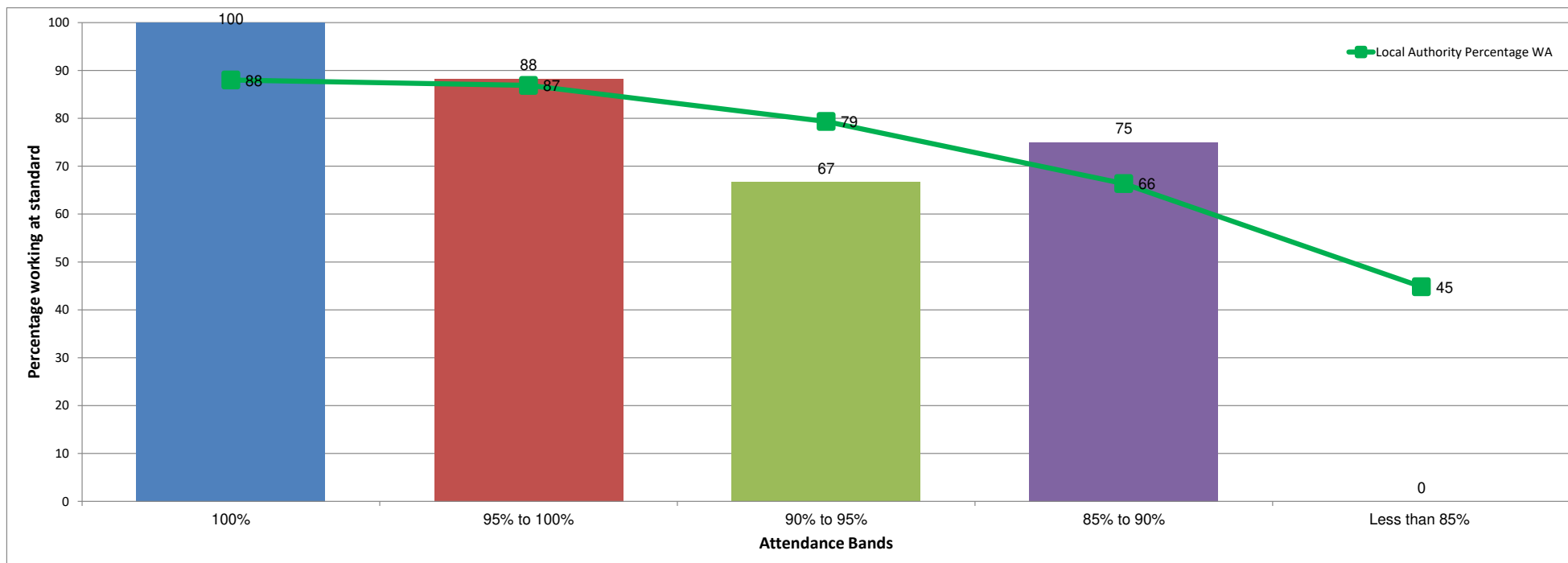
School Name: Ashton St Peter's VA CofE School

Year 1 Phonics	No. of Pupils	Number of Children Working Towards	Number of Children Working At	Percentage at Working At
Overall Results				
0 - 10 % most deprived	2	0	2	100
10 - 20 % most deprived	1	0	1	100
20 - 30 % most deprived	12	4	8	67
30 - 40 % most deprived	1	0	1	100
40 - 50 %	7	0	7	100
50 - 40 %	2	1	1	50
30 - 40 % least deprived	2	0	2	100
20 - 30 % least deprived	1	0	1	100
10-20% % least deprived	1	0	1	100
0 - 10 % least deprived	-	-	-	-
Overall Results LA				
0 - 10 % most deprived	-	-	-	75
10 - 20 % most deprived	-	-	-	76
20 - 30 % most deprived	-	-	-	75
30 - 40 % most deprived	-	-	-	82
40 - 50 %	-	-	-	82
50 - 40 %	-	-	-	85
30 - 40 % least deprived	-	-	-	79
20 - 30 % least deprived	-	-	-	86
10-20% least deprived	-	-	-	85
0 - 10 % least deprived	-	-	-	90

2017 Year 1 Phonics - By Attendance Bands 2016-17 (Autumn and Spring Term)

School Name: Ashton St Peter's VA CofE School

Year 1 Phonics	No. of Pupils	Number of Children Working Towards	Number of Children Working At	Percentage at Working At
Overall Results				
100% attendance record	1	0	1	100
95% to 100% attendance record	17	2	15	88
90% to 95% attendance record	6	2	4	67
85% to 90% attendance record	4	1	3	75
Less than 85% attendance record	-	-	-	-
Overall Results for the Local Authority				
100% attendance record	-	-	-	88
95% to 100% attendance record	-	-	-	87
90% to 95% attendance record	-	-	-	79
85% to 90% attendance record	-	-	-	66
Less than 85% attendance record	-	-	-	45



*Based on two terms of attendance data (Autumn 2016 and Spring 2017 combined)